


Guidelines for Virus Protection on Construction Sites

Version 1.0
EN



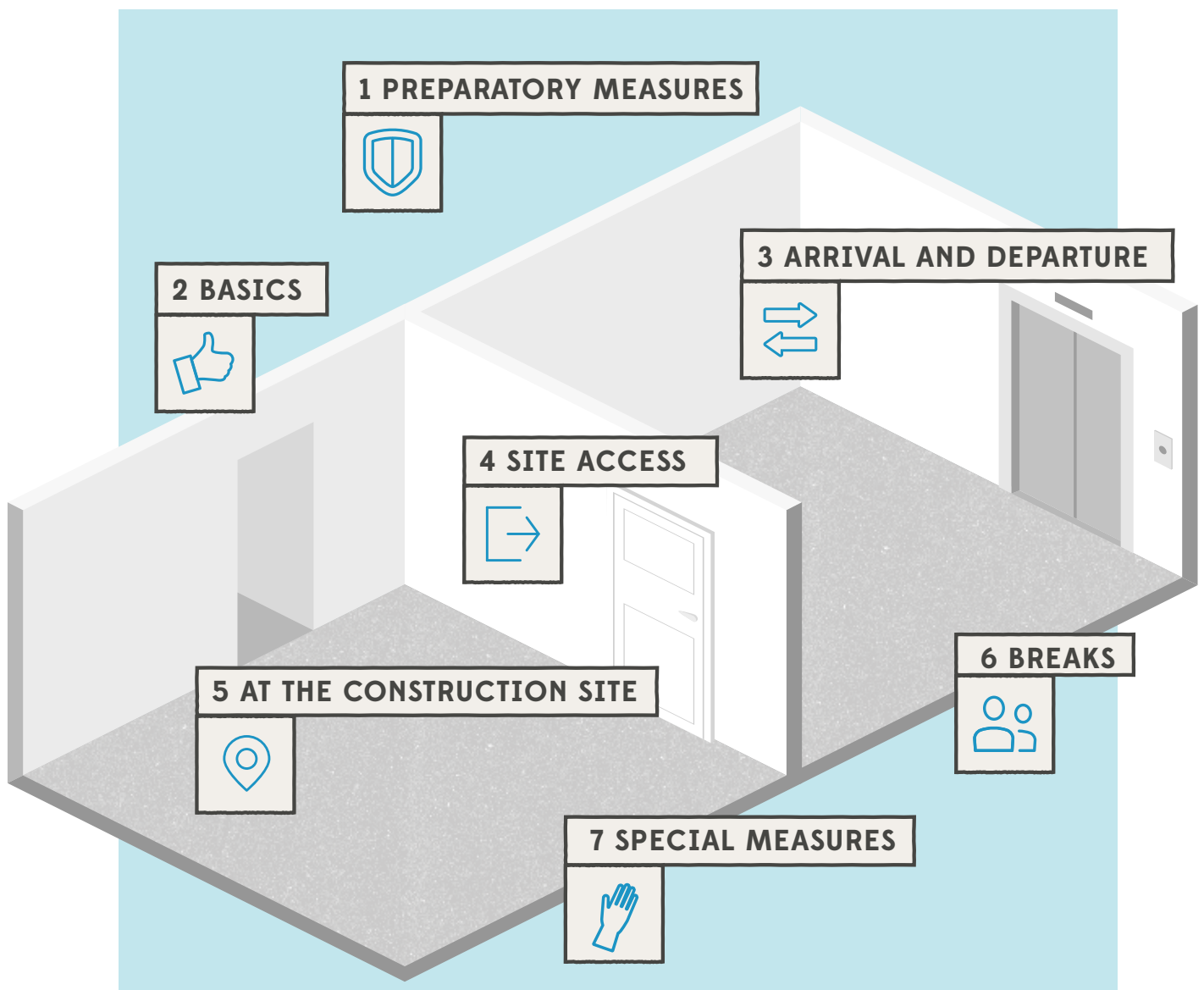
INFORMATION BROCHURE FOR EMPLOYEES, TRADES & CUSTOMERS

umdasch The Store Makers take the following precautions on all construction sites where the individual measures can be sensibly implemented to ensure the best possible protection of all employees and trades involved.

The points follow the guidelines and suggestions of the WHO, are derived from those or additional safety precautions at the discretion of umdasch The Store Makers.

This guideline is primarily aimed at the employees of umdasch The Store Makers with regard to their behaviour on construction sites in the current situation, taking into account the Covid19 measures.

For sub-suppliers and external companies working on behalf of umdasch The Store Makers, the measures and behaviour guidelines listed herein are intended to provide basic information on the principle behaviour on construction sites. Sub-suppliers and external companies are to take these guidelines of conduct into account, but in any case they are not released from their obligation to check the official instructions and requirements currently in force on the construction site themselves before commencing their activities and to adjust their activities, equipment and behaviour accordingly.



1 PREPARATORY MEASURES



- COVID-19 risk assessments have been undertaken.
- Project COVID-19 action plans have been developed to highlight the controls required in order for the site to function.
- Construction phase plans have been updated.

2 BASICS



- Shaking hands or other physical greetings are to be avoided under all circumstances.
- Washing hands with soap and water for at least 30 seconds or the use of disinfectants containing alcohol (min. 60%) is mandatory.
- Mouth and nose should be covered with an elbow when coughing or sneezing.
- A distance of one meter to other persons must always be maintained.



3 ARRIVAL AND DEPARTURE





We advice, not to use public transport; Wherever possible workers should travel to site alone using their own transport.

3.1 If workers have no option but to share transport:

- Journeys should be shared with the same individuals and with the minimum number of people at any one time.
- Good ventilation (i.e. keeping the windows open), sitting one behind the other or staggered seating as well as facing away from each other may help to reduce the risk of transmission.
- The vehicle is cleaned regularly using gloves and standard cleaning products, with particular emphasis on handles and other areas where passengers may touch surfaces.

3.2 Where public transport is the only option for workers, it is to be considered:

- Changing and staggering site hours to reduce congestion on public transport and additional contact.
- Avoid using public transport during peak times (5.45 – 7.30 and 16.00 – 17.30).
- Parking arrangements for additional vehicles and bicycles are considered.
- Other means of transport to avoid public transport e.g. cycling are suggested.



4 SITE ACCESS



- Entrance is strictly prohibited for all non-essential visitors.
- Work starts and finishes are staggered to reduce accumulations of large groups of people and unnecessary contact at all times.
- Site access and egress points are planned to enable social distancing. One-way-systems for entry and exit points are designated and/or the number of access points is changed if necessary, either increase to reduce congestion or decrease to enable monitoring.
- Plenty of space is guaranteed between people waiting to enter the site.
- Special umdasch Hygiene Stations with contactless disinfectant dispensers are located at every entrance.
- Temperature checking: We have introduced daily temperature testing on each person accessing all sites. Any person displaying a high temperature will be declined access to site.
- All persons involved are informed about all guidelines through signs and brochures. Entry systems that require skin contact (e.g. fingerprint scanners) are removed or disabled unless they are cleaned between each individual use.
- All workers are required to wash their hands for 30 seconds using soap and water when entering and leaving the site.
- Regularly clean common contact surfaces in reception, office, access control and delivery areas e.g. scanners, turnstiles, screens, telephone hand sets and desks, particularly during peak flow times is being scheduled.
- The number of people in attendance at site inductions is reduced and being held outdoors wherever possible.
- Where loading and offloading arrangements on site will allow it, drivers should remain in their vehicles. Where drivers are required to exit their vehicle, they should wash or sanitise their hands before handling any materials.
- Arrangements for monitoring compliance are set.

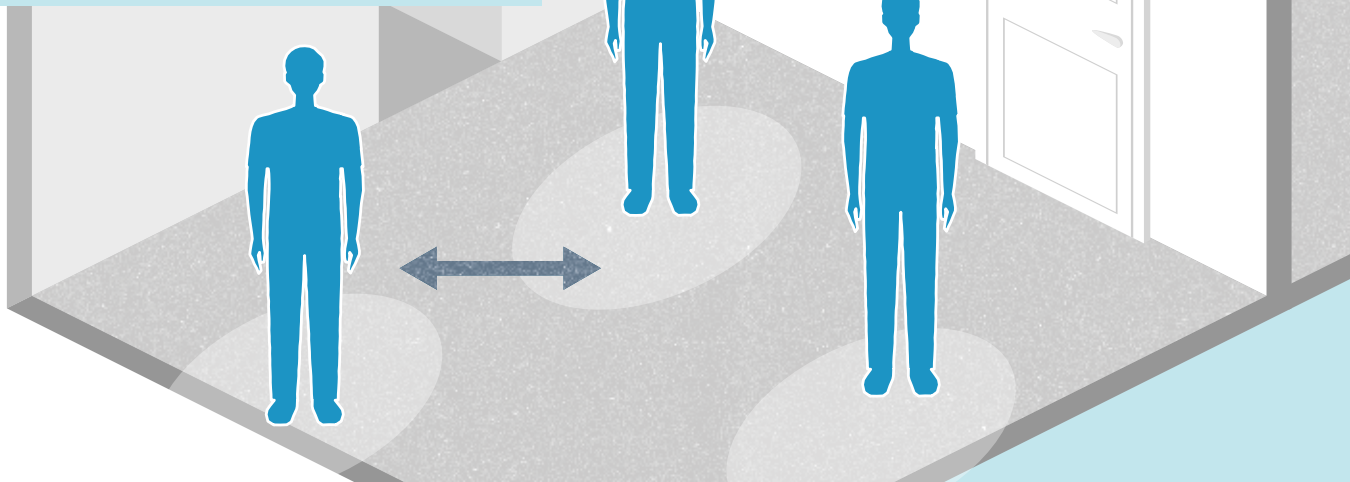



5 AT THE CONSTRUCTION SITE



All operatives are reminded to avoid touching their faces and to wash their hands frequently using soap and water for 30 seconds, and especially after blowing their nose, sneezing or coughing, on arrival at work, before and after eating, after using public transport, and when they arrive home. Where facilities to wash hands are not available, hand sanitiser should be used.

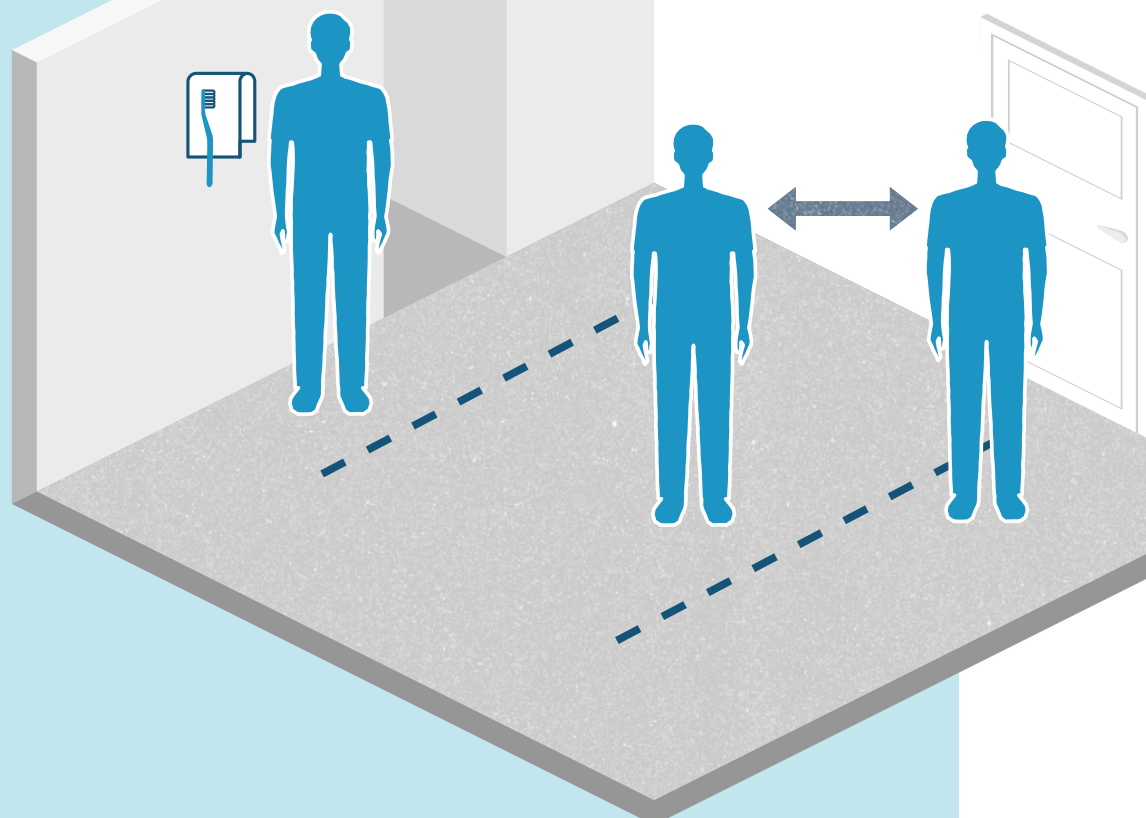

- Operatives will be briefed on the works and allocated the area they will be working in.
- As directed by the foreman, entry to the shop will be made individually, with each operative taking their tools through to the area they will be working in, and then returning to the staff.
- Entrance assist with bringing in materials.
- It is obligation to be courteous to other personnel, stopping and stepping aside to maximise distancing.
- Each item of material will be identified so that it can be taken directly to the correct location by the operatives that will be installing it.
- Each item of material will be assessed for the best means of maximising physical distance.
- Once both tools and material are in place on site, the materials are to be unwrapped, and a short briefing & toolbox talk will be given by the foreman on the specific installation, with the screens being laid into place.
- Once the installation is complete it will be reviewed and photographed by the foreman.
- All tools are then packed away and the area cleaned.
- Waste is to be collated and made tidy – specific removal arrangements will be agreed with.
- With all tools and waste dealt with all operatives should wash hands before taking their tools and leaving the installation area and making their exit.



6 BREAKS



- It should be noted that breaks are staggered until further notice and are held in small groups, observing the required minimum distance.
- Small Talks are to be minimized during breaks and the minimum distance must be maintained under all circumstances.
- The number of people using toilet facilities at any one time is restricted. Signage, such as floor markings, is used to ensure one metre distance is maintained between people when queuing.
- Workers are encouraged to bring their own food. They are also instructed to stay on site once they have entered it and to avoid using local shops for an individual break.



7 SPECIAL MEASURES



- Until further notice umdasch The Store Makers employees are used as supervisors during installations without essential tasks in the area of physical work in order to be able to guarantee the observance of safety distances also on the construction site.
- It is absolutely necessary to wear the protective gloves provided and also the protective masks (FFP2 or 3) in the case of unavoidable activities during which the minimum distance of one metre to other persons cannot be maintained.
- Every person accessing the site is equipped with disinfectants, mobile facilities for hand washing using water/soap/disposable towels/masks.
- The installation planning and deployment of the employees is carried out under these special circumstances under consideration of the individual state of health of the employees.



We take

care

of everything.

umdasch.com

